




ELTE

FACULTY OF EDUCATION
AND PSYCHOLOGY

INSTITUTE OF
EDUCATION



ONBOARDING GUIDE

For BA and MA
students

We're happy to have you here!



TABLE OF

CONTENT

3

GETTING STARTED

Arrival & Essentials

Enrolment

12

ARRIVING

Public transportation

Get to know Budapest

22

COMMUNICATION

At the campus

28

COMMUNITY AND SCIENCE

34

CAREER AND ACADEMIA

GETTING STARTED

Welcome to the Institute of Education, Faculty of Education and Psychology, Eötvös Loránd University (ELTE PPK)!

We are delighted to have you join our community. In the months and years ahead, we hope you will take full advantage of the many opportunities available to you—both within the university and beyond. This guide has been designed to navigate you and help you find your way during your first years at ELTE, so **you can begin your studies here with confidence and ease.**

ELTE PPK is proud to offer a vibrant and truly international environment. Each year, we welcome students from around the globe, and we are especially pleased that our PhD community also includes many international scholars.



Throughout your time at the **Institute of Education**, the **Secretariat** will be your main point of contact for administrative and operational matters. Meanwhile, fellow students—including mentors—will be ready to support you in your studies, social life, and integration into the community. **Whatever your question is, you will always find someone who knows the answer.**

ELTE is committed to supporting our international students at every step of their journey. For **comprehensive information** about your arrival and settling in—covering topics such as administration and accommodation—**please visit: <https://www.elte.hu/en/admitted-students>.**

In the following sections, we highlight some of the most important points from the official information (only the essentials!), but we strongly encourage you to **explore ELTE's website in detail** and **keep an eye on the emails** you receive from the university. We will also give you a glimpse into the everyday life of a student in Budapest, so you can begin to make the most of your experience here from day one.

We're excited to have you with us—welcome to ELTE!

GETTING STARTED

REZA'S RECOMMENDATIONS

INTERNATIONAL PHD STUDENT

What are the first steps you need to take when going abroad to study?

Your top priority should be identifying and completing any administrations with strict deadlines, such as re-registration at your faculty. This highlights the importance of knowing what physical documents you might need to gather before you even depart for Hungary.

After successfully completing your registration, focus on obtaining all your important cards (remember, this isn't a formal list, I just tried to recall what I could):

- **Residence Permit Card:** This will be sent directly to your faculty when ready.
- **University-Provided Insurance Card:** Secure this before applying for your TAJ card.
- **TAJ Card:** This is the government health insurance, which you'll need to apply on your own.
- **Tax Card:** While not mandatory for everyone, it can be very useful to have in the future.

Some time after your arrival, you will receive a schedule for mandatory health examinations at a hospital. Please ensure you attend these appointments. There have been instances of individuals facing serious consequences for missing these crucial examinations, including termination of their scholarship status.

How did you make friends? How do you think someone can get involved in community life?

Living in a dormitory during my first year was a truly fascinating experience. Even though I didn't cook (and still don't!), I'd often pop into the kitchen whenever I needed to use it, just to chat with whomever else was there. This was genuinely a key to making friends with people from all sorts of different countries. After all, what's the point of studying abroad if you don't connect with people from around the globe? I know striking up conversations with strangers can be tough for some, but please, just try it. It's absolutely worth the effort.

If you're into sports, even better! Keep an eye out for posters or flyers on notice boards around your dorm or university. If you spot something that piques your interest – be it hiking, Dungeons & Dragons, or anything else – don't hesitate to contact the organizer and join the community

GETTING STARTED

REZA'S RECOMMENDATIONS

What places would you recommend visiting during the first month of staying in Budapest? How is it best to explore Budapest? How did you discover it, Reza?

My real suggestion is simpler: get lost. Seriously. Ditch Google Maps, forget the itinerary, and just let your shoes lead the way. Instead of just seeing places, try to feel the environment. The air, the temperature, the people – these are things that will likely be vastly different from what you're used to. Since the BKK student pass is incredibly cheap, grab a one-month pass.

While walking is great, I highly recommend getting a bike. Even an old, cheap steel bike will do the trick. Walking has its limits; some of us can go for kilometers, others can't. For me, cycling is the perfect way to truly experience Budapest.

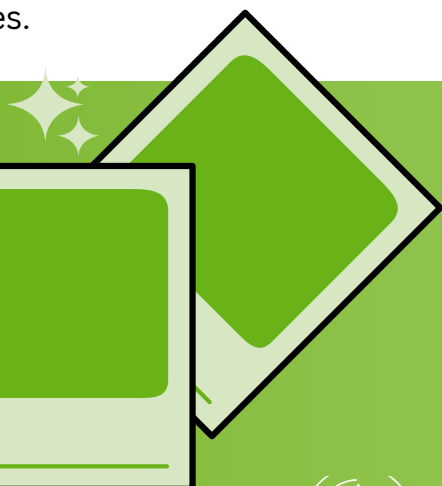
Remember, Budapest is actually two distinct places: Buda and Pest. Most tourists stick to the Pest side, but since you're not just a tourist, make sure to explore Buda.

Don't just go where the tourists go. Go where the locals go.

What leisure activities would you recommend?

If you've never tried photography, I highly recommend picking it up while you're in Budapest. Budapest itself is an incredibly photogenic city, truly worth exploring with a camera in hand.

Beyond the artistic reward, it's also a great way to stay active, whether you're walking or cycling around the city. And perhaps best of all, you'll have a tangible collection of memories to take home with you after you've completed your studies.



GETTING STARTED

REZA'S RECOMMENDATIONS

How and where is it best to study? What tips do you have for studying, and where is it best to study in a community?

Libraries are simply essential. Even as a PhD student with my own dedicated workspace, I often head to the library to switch up my environment. It's also a fantastic place to study because you get that subtle "social pressure" to stay focused when everyone around you is deep in their tasks.

For effective studying, I have a few tips. First, silence your phone and tuck it away in a drawer or your bag. We live in a world full of distractions, and your phone is a major culprit. Pomodoro Technique, it's a great tool to try.

When you're reading, it's also a good idea to jot down notes. They don't need to be formal summaries. If you come across something that truly resonates with you – something that sticks in your heart and brain – just write it down.

And for the ultimate piece of advice: don't overdo it! Study hard, but party even harder!



GETTING STARTED

ARRIVAL & ESSENTIALS

Once you've arrived in Hungary, there will be many things to take care of – but you've already completed a lot!

If you are coming from **outside the European Economic Area (EEA)**, you can find information about the visa application process here:

<https://www.elte.hu/en/visa-procedure>

If you are coming **from within the EEA** and plan to stay longer than 90 days, this applies to you:

<https://www.elte.hu/en/visa-procedure/eea>

Don't forget about **health insurance**! Information on this can be found here:

<https://www.elte.hu/en/health-insurance>

You can apply for your student ID card at the Quaestura Office of Student Services.

More info about Quaestura:

<https://neptun.elte.hu/qter/gyik/Diakigazolvany>

VISA



*You can also find details about applying for a **residence permit** on these pages.*

HEALTH INSURANCE

STUDENT ID CARD

Address: 1053 Budapest, Egyetem tér 5.
Tel: +36-1-411-6500/8253
Web: neptun.elte.hu/Qter
E-mail: quaestura@elte.hu



International students can apply for **dormitory** accommodation, but they may also look for **rooms** or private **rentals**. For more information, please visit the Dormitory Centre and Housing Office websites:

<https://www.elte.hu/en/dormitory-centre>

<https://www.elte.hu/en/housing-office>

HOUSING

GETTING STARTED

ENROLL FOR UNI - CHECKLIST

NEPTUN

1. You will receive your Neptun code via email before your arrival. This code allows you to register on Neptun – your main administrative platform throughout your studies. Here you will manage course registration, exam sign-ups, and finances.
2. Set up your Neptun account - more info:
<https://neptun.elte.hu/Account/NewPassword>
3. Find all useful information about Neptun here:
<https://www.elte.hu/en/neptun-administration-of-progress>



Most administrative tasks must be handled electronically through the study system, Neptun. This includes semester registration (enrollment), course registration, exam sign-ups, updating certain personal data, monitoring financial matters, making payments, and more.

The menus at the top – such as General Study Affairs and Major and Specialization Selection – provide helpful information to guide you through using the study system and offer background details to support your tasks.

First, you need to register for the courses required by your curriculum. After that, you can explore the freely elective courses. Completing courses earns you credits, and to graduate, you must accumulate 180 credits. You are allowed to exceed this by 18 credits (10%) without any extra fees.

In the curriculum, you may see courses that must be taken simultaneously (check the “Prerequisites” column in the curriculum) – these need to be completed together. Courses listed as “compulsory elective” mean that under a given course code, multiple course options are available. You choose freely among them, but you must complete at least one.

It is advisable to prepare well during the “Pre-registration” period (see Academic Calendar) ensure you register for all the courses you need to accomplish in that semester.

The “Recommended semester” column on the Neptun course registration page can help you with this.



GETTING STARTED

ENROLL FOR UNI - CHECKLIST



You can find detailed information about enrolment here:

<https://www.ppk.elte.hu/en/freshmen/enrolment>

After the electronic enrolment (read above), you have an in-person enrolment. For your appointment, please remember to bring the following original documents along with printed copies:

- Two printed, completed, and signed copies of the enrolment sheet form; optionally, you may also bring the Alumni Organization Application form for pre-registration and the Privacy statement (one copy each). All these forms are available in Neptun under Information > General Forms, listed as Enrolment sheet.
- Your passport (and residence permit, if applicable)
- One ID photo (3.5 x 4.5 cm) with your name and date of birth written on the back
- Hungarian Tax ID and Hungarian Social Security ID (optional for self-financing students, but mandatory for Stipendium Hungaricum students – these can be submitted later, but are required for the Stipendium Hungaricum agreement, without which student status cannot be confirmed)
- Your personal bank account number (optional for self-financing students, mandatory for Stipendium Hungaricum students)
- Original documents used in your admission decision:
 - For Bachelor's studies: high school diploma(s) in the original language and in English
 - For Master's studies: higher education degree certificate(s) in the original language and in English
- Photocopies of the original high school diploma and degree certificate(s)

If you have any questions, please reach out to your Faculty Coordinator.

Your enrolment will take place at

 **1075 Budapest, Kazinczy utca 23-27.
(KAZY, ELTE)**



GETTING STARTED

TAXES IN BUDAPEST



You need to pay taxes if you have a job in Hungary or you receive any other income from anyone in Hungary.

If you study at ELTE with a Hungarian governmental scholarship, (e.g., Stipendium Hungaricum students) you are required to apply for a Tax Card after your arrival in Hungary. Keep in mind that you will not receive your scholarship until your tax ID number is registered in Neptun. You need to request a Tax Card in person at the National Tax and Customs Administration (Nemzeti Adó- és Vámhivatal). Read carefully about how to apply for a Tax Card when you start your studies at ELTE.

For more information on tax obligations for foreigners, please visit the official site of the National Tax and Customs Administration. More information:
<https://www.elte.hu/en/paying-taxes-in-hungary?m=128>

GETTING STARTED

WI-FI ACCESS ON CAMPUS

1. First, if you haven't done so already, register your IIG account at ugykezelo.elte.hu.
2. Connect to the Wi-Fi network named "ELTE".
3. Use your username and password to log in.
4. For Eduroam access, your username is your IIG ID followed by @elte.hu (e.g., xy@elte.hu), and the password is your IIG password.
5. If prompted for network authentication settings, select "Use system certificates" for the CA authentication method or certificate authority, and enter elte.hu in the Domain field.

Important notes:

With Eduroam, you can use your ELTE credentials to connect to Eduroam networks at other participating institutions worldwide.

Eduroam is available everywhere on the ELTE PPK campus, including the KAZY rooftop terrace.

If you have any questions or need assistance with Wi-Fi, please contact the ELTE IT Directorate at informatika@sek.elte.hu.

EDUROAM

While studying at ELTE, most IT services require your IIG ID, which will accompany you throughout your university years.

With this ID, you'll be able to access multiple platforms—such as MS Teams—and connect to the ELTE Wi-Fi.

You can request your IIG ID using this link: <https://ugykezelo.elte.hu/>.

Important: This ID is not the same as your Neptun ID!

ARRIVING



ELTE

FACULTY OF EDUCATION
AND PSYCHOLOGY

INSTITUTE OF
EDUCATION

ARRIVING AT THE AIRPORT

From Budapest Ferenc Liszt International Airport you can get to the city by bus 200E or 100E.

We recommend taking 200E, as it is cheaper, and you can use it with Budapest-pass (you can read about it on the next page).

Bus **200E** runs every 10 minutes between the airport and Kőbánya-Kispest metro station. From Kőbánya-Kispest metro station you can easily reach the major hubs of the city, e.g. **Deák Ferenc square**, **Kálvin square**, **Ferenciek square**, **Nyugati railway station** with **metro line 3**.



ARRIVING

PUBLIC TRANSPORTATION

There are two possible public transportation passes that you might want to purchase while you live in Budapest, Hungary.

For all the tickets you buy, we recommend using BudapestGo application or MÁV application (both can be downloaded on Android and iOS as well). However, if you prefer paper-based tickets, you can buy them from ticket machines placed at almost every station or ticket offices.

Hungary Pass - 30 days (Országbérlet)

It entitles you to unlimited travel throughout the country during its validity period. The pass can be used by students attending full-time or evening classes with a Hungarian student ID card, and by beneficiaries with a travel voucher.

Pest County Pass (30 days) (Pest vármegyebérlet)

If you want to stay within the borders of Pest County, you can buy this pass.

Further information: <https://bkk.hu/en/tickets-and-passes/prices/>



For **Taxi**, use Bolt application.



ARRIVING

PUBLIC TRANSPORTATION



HOW TO USE TRAVELCARDS AND PASSES



1

Select the start of the validity period of the travelcard or pass



2

Buy travelcard or pass in BudapestGO



3

Scan the QR code at the metro station entrance or by the door on vehicles where you must board at the front



4

Show the moving animation to the ticket inspector, the driver of the front-door boarding only service or the access control staff

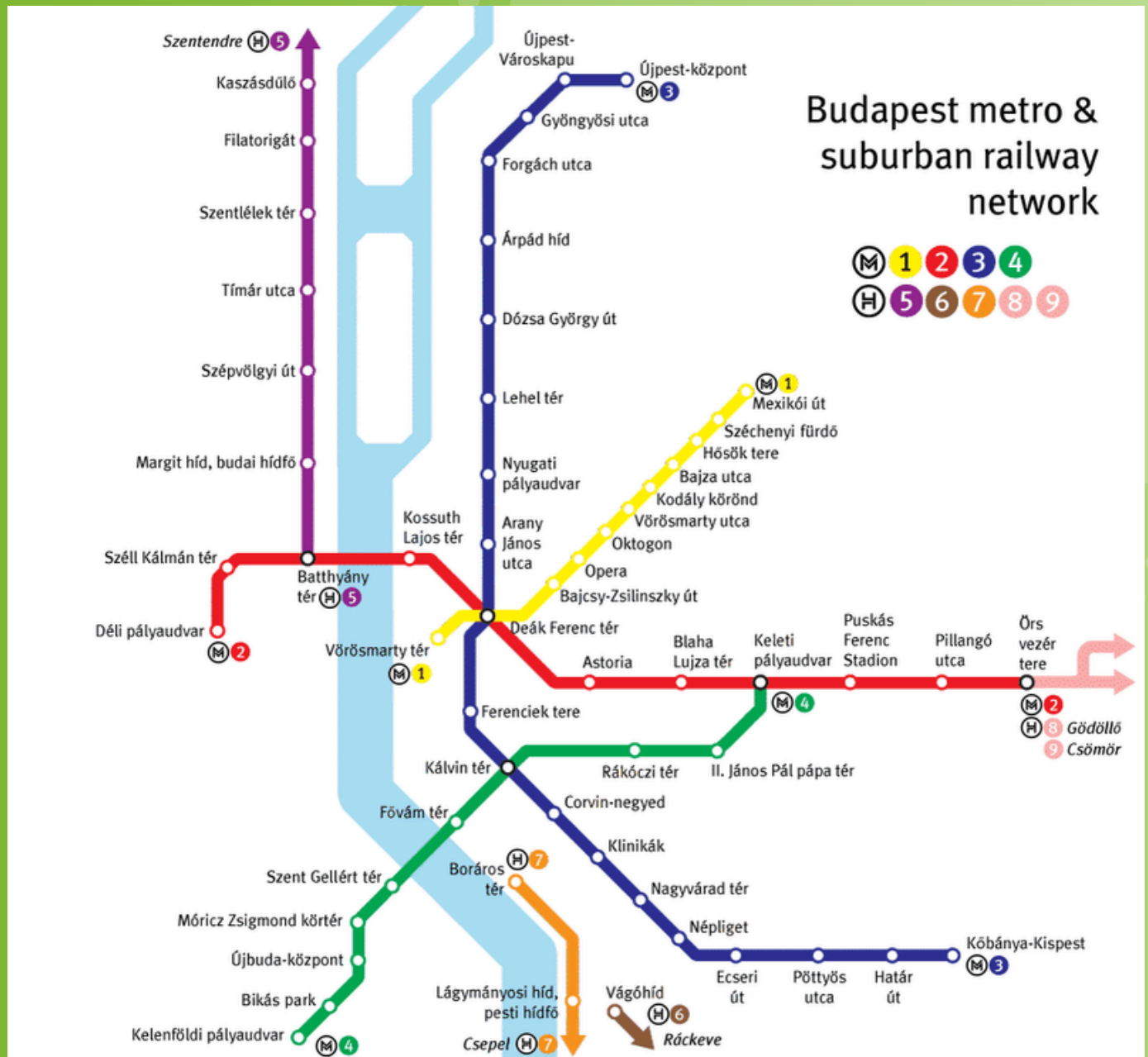


ARRIVING

PUBLIC TRANSPORTATION

Metro (M) and suburban railway (HÉV - H) network of Budapest

For other routes, we recommend using the BudapestGo or Google Maps applications.



ARRIVING

PUBLIC TRANSPORTATION

Rent a bike with Bubi!



Registration

Download the MOL Bubi app and register. When registering, enter your phone number and you will receive a PIN code via SMS which you can use to log in to the app.

Then enter your personal details under Activate Account.

Pick up

Pick up your bike with the QR-code scanner in the MOL Bubi app.

Successful pickup is indicated when the smart lock opens with a loud click. After the beep, you're ready to roll.



Park

Parking time is included in your usage time, so only use it for short stops at off-station locations. You can only return your bike at designated stations.

Start the parking function in the app first and then close the smart lock.

You need to end the parking session in the app by tapping on 'Resume rental' and you can continue cycling.



Return

Return your bike to any MOL Bubi station and close the smart lock.

If you lock your bike at an off-station location, you will have to pay a service fee of 5,000 HUF.

Three beeps will indicate successful return, but you can also check this in the app.



More information on
<https://molbubi.hu/en/information/>

ARRIVING

WHERE IS KAZY?

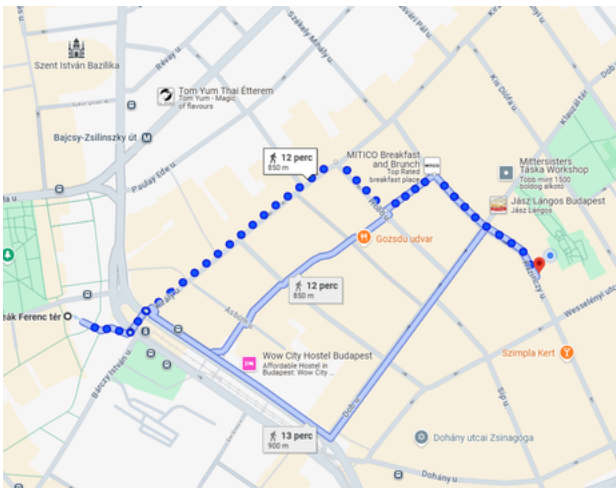
ELTE Faculty of Education and Psychology (PPK), Kazinczy street

**1075 Budapest,
Kazinczy street 23–27.**

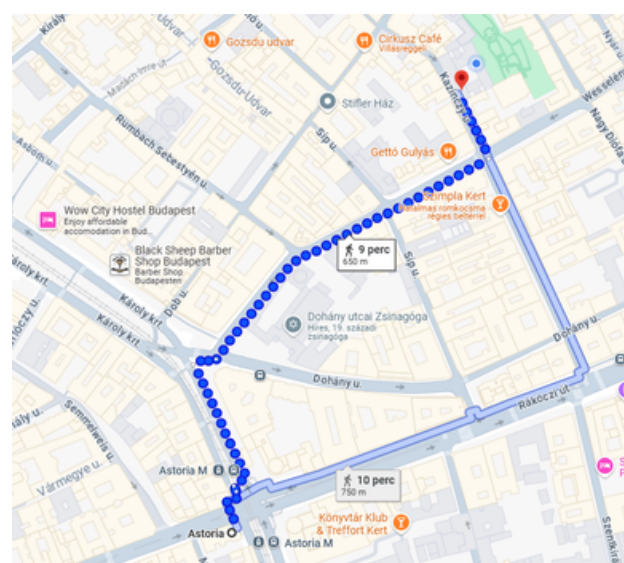
We just call it ‘Kazy’ which refers to its location, but abbreviated.

You can easily get to the building from...

..Deák Ferenc square



or Astoria...



**or Uránia...
or Wesselényi utca/Erzsébet körút stops.**

ARRIVING

GET TO KNOW BUDAPEST

We Love Budapest is a useful website for surfing cultural spaces in Budapest.
<https://welovebudapest.com/en>



Gellért Thermal Bath



Széchenyi Thermal Bath

Visit the historic thermal baths



Buda Castle



Museums



Hospital in the Rock




Museum of Fine Arts



Museum of Ethnography



Ludwig Museum of Contemporary Art



Museum of Illusions



Hungarian National Museum



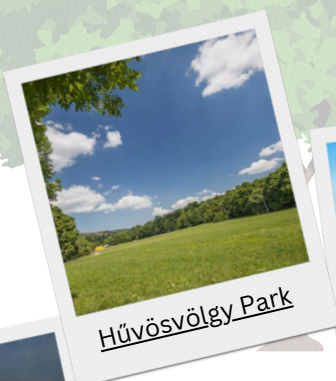
Liszt Academy

ARRIVING

GET TO KNOW BUDAPEST



Nature



ARRIVING

IN CASE OF EMERGENCY

General emergency service phone number **112**

Police **107**

Ambulance **104**

Fire service **105**

Calling these numbers is free of charge.

24-hour English language crime hotline **+36 1 438 8080**

English language telephone directory service **191**

International operator **199**

Source: <https://studyinhungary.hu/living-in-hungary/menu/emergency-numbers.html>



COMMUNICATION



ELTE

FACULTY OF EDUCATION
AND PSYCHOLOGY

INSTITUTE OF
EDUCATION

COMMUNICATION

FACULTY OF EDUCATION AND PSYCHOLOGY

Welcome to the Faculty of Education and Psychology (PPK) at ELTE—one of the youngest and most dynamic faculties of the university. Here, diversity is not just a value, but part of everyday life. We offer a rich variety of programmes in psychology, education, sport, human resources, and digital pedagogy—taught both in Hungarian and English—so students from around the world can find their path here.

Our reputation for excellence reaches far beyond Hungary's borders: our psychology programme is ranked among the world's top 130, and our achievements in education studies are equally outstanding.

But PPK is more than lectures and seminars. Nearly 50 research groups work every day to push the boundaries of knowledge—whether in our state-of-the-art BabyLab, where we study early development, or in the Sleep Laboratory, where we explore the mysteries of rest. The Faculty also publishes several respected scientific journals, contributing to global academic conversations.

We believe a university should be part of its community. That's why PPK is involved in senior education programmes, volunteer support services, and life-coaching initiatives. In short, we are about everything that makes us human—and we are excited for you to be a part of it.



COMMUNICATION

INSTITUTE OF EDUCATION

*your home
the next years for*

The Institute of Education, an essential unit within the Faculty, oversees the coordination of the Pedagogy BA and Educational Sciences MA programmes, as well as certain components of the teacher training curriculum.

The Institute is located on the fourth floor of the Kazinczy Street building (commonly referred to as KAZY), where the faculty offices, the Secretariat, and dedicated communal areas are situated to facilitate both academic and administrative activities.

Furthermore, the Institute provides access to the rooftop garden, a quiet and pleasant space intended for relaxation and informal interaction.



ELTE PPK Neveléstudományi Intézet



nevelestudomany@ppk.elte.hu



@nevtudintezet



nevtud.ppk.elte.hu



ELTE

FACULTY OF EDUCATION
AND PSYCHOLOGY

INSTITUTE OF
EDUCATION

COMMUNICATION

AT THE CAMPUS

Q-TER

The Q-ter is the electronic platform of the Quaestura Student Service Office, accessible at neptun.elte.hu/qter.

On this platform, you can find information about our service points, including current opening hours, access key details related to administrative procedures, and you can initiate online requests for various types of student services.

FACULTY LIBRARY

Besides borrowing a wide range of specialized literature, you can also join free user training sessions on topics like effective literature search and bibliography referencing. The library offers a quiet and comfortable space for reading, studying, and taking notes. You'll find computers, printing facilities, Wi-Fi, and power outlets for your own devices. And if you ever get stuck, the librarians are always happy to help!

BUFFET

The buffet is located in the basement. You can also warm up food you bring from outside in the microwave available there.

If you would like to learn more about our user training sessions, please don't hesitate to inquire at the library or visit <https://konyvtar.ppk.elte.hu/en/content/library-user-training.t.30556?m=8359> for details.

NAPKAZY

Basement, next to the buffet

Come to Napkazy if you:

- Have a free period and want to relax
- Need a place to join an online class
- Are planning to organize an event
- Want to store food in a fridge

You'll find comfortable armchairs and sofas, plus a foosball table!

ROOFTOP GARDEN

Relax in comfortable loungers and enjoy the shade of the sun sails while soaking up the sunshine and admiring the beautiful panoramic views!

STUDENT UNION

The Student Union representatives offer advice and support on academic and social matters. They also organize events and work to bring innovative ideas to life.

Feel free to reach out to them anytime, for anything!

International page: <https://studentunionppk.elte.hu/>

COMMON AREA

Visit the air-conditioned common area on the 4th floor, where you'll find comfortable armchairs and a water dispenser waiting for you.

MOTHER-BABY ROOM

This space is designed to support mothers with young children, providing a calm and comfortable environment to take care of their little ones' needs.



COMMUNICATION

AT THE CAMPUS

ACADEMIC REGISTRAR'S OFFICE

1st floor

[CLICK!](#)



The PPK Academic Registrar's Office (TH) handles all administrative and record-keeping tasks related to PPK programs, including doctoral studies and specialized postgraduate training. It is also responsible for organizing internships and final exams for teacher training master's programs (Bologna process, split programs), as well as coordinating the administrative and organizational aspects of doctoral degree and habilitation procedures.

INTERNATIONAL OFFICE

Ground floor

[CLICK!](#)



The International Office coordinates the Faculty of Education and Psychology's international activities, including establishing and maintaining contacts with partners, supporting the organization and development of the faculty's foreign-language programs, facilitating student, faculty, researcher, and administrative staff mobility, and managing tasks related to international affairs.


SECRETARIAT OF THE INSTITUTE OF EDUCATION SCIENCES

4th floor

[CLICK!](#)



The Secretariat handles course administration, internship coordination, and communication tasks. You can reach out to us with practically any issue or question related to your program—or even if you have a great idea for a community event. See the next page for more information.



COMMUNICATION

AT THE CAMPUS

410 - SECRETARIAT

On the 4th floor, in room 410, you will find the Secretariat – here we mainly handle the Institute’s operational tasks, as well as communication and community-building, in order to bring the Institute’s community even closer together.

414 - SECRETARIAT

Continuing down the corridor, you will find office 414, where the organization of education and internships takes place.

STAFF nevelestudomany@ppk.elte.hu

Kinga Csányi

Head of Secretariate

Réka Peszlen

Institute
Administrator

Viktória Huszár

Institute Administrator
(organizing internships)

Amina Gulics

Student Staff Member

Contact: surname.firstname@ppk.elte.hu

Anikó Fehérvári

Director of Institute, responsible for
Educational Science MA programme

Beatrix Vincze

responsible for Pedagogy BA
programme

List of lecturers [HERE!](#)



COMMUNITY AND SCIENCE



ELTE

FACULTY OF EDUCATION
AND PSYCHOLOGY

INSTITUTE OF
EDUCATION

COMMUNITY AND SCIENCE

RESTAURANT AND RECHARGING IDEAS

If you'd go out to grab a bite between two courses or you feel like relaxing - and the buffet or the rooftop is not an option...

For lunch:

Arán Pékség (Wesselényi street)

Central Canteen (in front of KAZY)

Műhely kávézó (ELTE BTK basement, Múzeum avenue 4/a)

Nokedlish (Dob street)

Bors GasztroBár (Kazinczy street)

PizzaMe (Kazinczy street)

...and there are groceries near Kazy too:

Tesco, Spar, Roni ABC

For relax:

ELTE Botanical Garden (Füvészkert) (Illés street 25.)

Museum garden (Múzeumkert) (Múzeum street 9.)

Janikovszky Éva park (Dob street)



LIBRARY

As an ELTE student, you are allowed - and encouraged - to visit and use the big ELTE library besides our faculty's library in KAZY. You can find the truly eye-catching ELTE library at Ferenciek square 6. Anyways, going to library is a good activity to do with others, so give it a try!

The registration can be done either online or in person (you'll get help with this at the entrance). Further information about online registration: [LINK](#).



COMMUNITY AND SCIENCE

RESEARCH AT NEVTUD

The research conducted at the Institute of Education aims to create and share knowledge. Our ethical research is closely connected to educational practice and focuses primarily on topics related to public education, teacher training, and higher education.

Our research portfolio spans a wide range of areas, including the history of pedagogy, teacher and training research, higher education pedagogy, approaches to learning outcomes, educational ethnography, educational informatics, as well as organisational and innovation studies.



WHAT DOES A RESEARCH GROUP DO?

A research group is made up of people who work together to explore a scientific question or problem. Typically, these groups form around specific topics within an institution.

If you're interested in gaining experience presenting and sharing research, the Institute's research groups actively encourage participation in the National Scientific Students' Associations Conference (OTDK) and provide support to help you prepare.

Additionally, joining a research group as a demonstrator offers valuable methodological knowledge and hands-on experience.

COMMUNITY AND SCIENCE

DEMONSTRATOR

As a demonstrator, you can actively participate in the life of a research group. The Institute of Education currently hosts eight research groups (more details on the following page). Every year, our demonstrators share their experiences in interviews, explaining why they believe being a demonstrator is valuable.

Common themes in their answers include a strong sense of belonging to a community, the enjoyment of research, and the feeling of bridging the gap between university and the professional world.

Read their interviews [HERE](#)!

**Would you like to get involved in research yourself?
Apply to become a demonstrator in your second year!**

Applications for demonstrators open every early summer and continue until around September. For more information, please visit the Institute of Education's website ([CLICK HERE](#)).



COMMUNITY AND SCIENCE

NEVTUD EVENTS

Whenever you see “Nevtud,” we are referring to the Institute of Education. The Nevtud community works closely together, and we warmly invite you to actively join this vibrant group. Nevtud organises regular and occasional events designed to help us get to know each other better and strengthen our community. You can find more information about these events on our Facebook page.



ELTE PPK Neveléstudományi Intézet



@nevtudintezet

Social Responsibility

Moravcsik Foundation – Through our partnership with the Foundation, we organize painting afternoons regularly. The corridors on the 4th floor are decorated with various artworks, and by purchasing these pieces (inquire in room 410), you can help support the Foundation’s continued operation.

Mezőgyán Kindergarten – Mezőgyán is a small village in Békés County. We have maintained a strong relationship with the kindergarten teachers there for years and are regular donors, organizing occasional fundraisers to support them. We are also open to other forms of collaboration and continuously strive to make the most of opportunities to support their work.

Painting Afternoon

During pleasant weather in spring and autumn, we gather to paint in support of the Moravcsik Foundation. We warmly invite you to join us at the rooftop garden. Upcoming dates are shared on our Facebook page and displayed on posters around the campus.

Appearances & Events

In addition to the programs mentioned above, you may also encounter us at open days, departmental information sessions, and conferences. We regularly prepare engaging programs for events such as the Night of Museums and Researchers’ Night.

COMMUNITY AND SCIENCE

SPORTS

BEAC and ELTE Sport Ltd. welcome everyone who wants to move, train, refresh both body and mind, or even compete. Our instructors offer high-quality and enjoyable sessions for all ELTE students. You can choose from over 40 sports, and you may even earn credits for participating in these classes!



SUPPORT

Life Coaching and Psychological Counseling

The ELTE PPK Life Coaching service offers free psychological counseling to both domestic and international students from any faculty. This service is free of charge for all ELTE community members, including newly admitted students.

To apply for counseling, please send an email to tanacsado@ppk.elte.hu. After completing the registration form, the Life Coaching professionals will contact you to arrange an appointment. Typically, the counseling consists of 1 to 6 sessions with a licensed psychologist.

Equal Opportunity

Students with disabilities or chronic illnesses are eligible for support and services offered by the university after registering with the faculty's Disability Coordinator. These supports aim to assist you both in completing your studies and in your life as a member of the university community.

During enrolment, the faculty's Disability Coordinator will be available in person to assist new students.

To request registration, please send an email to eselyegyenloseg@ppk.elte.hu with the subject line: *"Registration 2025/2026 – [Your Name]"*

You can also request a personal or online consultation appointment via email.

For more information, please visit this link:

<https://www.ppk.elte.hu/en/equalopportunity>

CAREER AND ACADEMIA



ELTE

FACULTY OF EDUCATION
AND PSYCHOLOGY

INSTITUTE OF
EDUCATION

UNDERSTANDING UNIVERSITY REGULATIONS

Navigating university studies and adulthood means knowing both your responsibilities and your rights. The Student Regulations (HKR) is the document where you'll find all the rules governing student life.

At first glance, it might seem dry or boring, but its content is incredibly useful and practical for your everyday university experience – so be sure to read through it.

Knowing the regulations will help you feel more confident and informed throughout your studies. You don't need to memorize everything, but it's good to know where to find information and where to turn if you're ever uncertain.

Click on the book to access it!



(If you could not access the document by clicking on the book, visit: https://www.elte.hu/dstore/document/689/ELTE_SZMSZ_II.pdf)

SPECIALIZATION SELECTION

In the MA program in Education Sciences, the specialization choice takes place during the first autumn semester—not at enrolment. You will select your specialization through the Neptun system, which will be accessible during the specified period.


For the 2025/26 academic year, you can choose between the following specializations: **Educational Development and Management**, and **Early Childhood Pedagogy**. In the first semester, an introductory foundational course will be offered for each specialization. Enrolling in the introductory course corresponding to your chosen specialization is mandatory, while the other is optional.

If you complete both introductory courses, in the second half of the semester, one will count as a specialization course according to your selected specialization's curriculum, and the other will be accepted as an elective.

Introductory courses offered in the 2025/26 academic year:

NEVM24-KGY-101E Psychology of Early Childhood

NEVM24-OM-101E Current Issues and Trends in Educational Development and Management



Further
information
HERE!

CAREER AND ACADEMIA

ARTIFICIAL INTELLIGENCE

The world is evolving, and so is technology – ELTE is committed to staying up-to-date with these developments. While the use of artificial intelligence (AI) in studies raises many questions, ELTE has developed guidelines to help address these concerns. Rather than a complete ban, a critical and responsible use of AI is encouraged.

To evaluate the ongoing challenges posed by AI and to formulate appropriate responses, a special committee was established at ELTE PPK. Supported by the Faculty Student Government and the Doctoral Student Council, this committee created a position statement on the use of AI in education and research. The guidelines can be found in the following document:

Use of AI-based Content Generation at the Faculty

The guidelines published in April 2023 have since been supplemented (May 2024) with practical recommendations and guidance based on international best practices, reflecting the faculty's experiences and needs:

Supporting Materials for Rethinking Learning Outcomes, Teaching Activities, and Assessment in Light of AI

As PPK is dedicated to the reasonable and responsible use of artificial intelligence, these documents are freely available with proper citation of sources.

Artificial Intelligence Courses


It's also worth checking whether there are AI-related courses available – they can offer valuable learning opportunities!

Here are some useful resources:

[CHATGPT](#)

[GEMINI](#)

[CLAUDE](#)



CAREER AND ACADEMIA

MORE USEFUL LINKS

[THESIS](#)

[INTERNSHIP](#)

[CURRICULUM](#)

[GENERAL INFORMATION](#)



CAREER AND ACADEMIA

STAY CONNECTED WITH NEVTUD

Curious about the latest articles, research trends, and what's happening within the Institute of Education? Subscribe to our newsletter! And don't miss out on the Ez is Nevtud! podcast!



ELTE PPK Neveléstudományi Intézet



nevelestudomany@ppk.elte.hu



@nevtudintezet



nevtud.ppk.elte.hu